



100W Slim Hi-Bay LED Lamp

Features & Benefits:

- Great Energy Savings !
- Directive 60°/90° Beam Angle
- 5-Years | 50,000 Hours Warranty (*)
- High Power Factor – UL Listed Driver
- Bright – High CRI – High Lumen Output
- Built-in Surge Suppressors & Protection
- CCT 5,500K ideal for MH Lamps Replacement

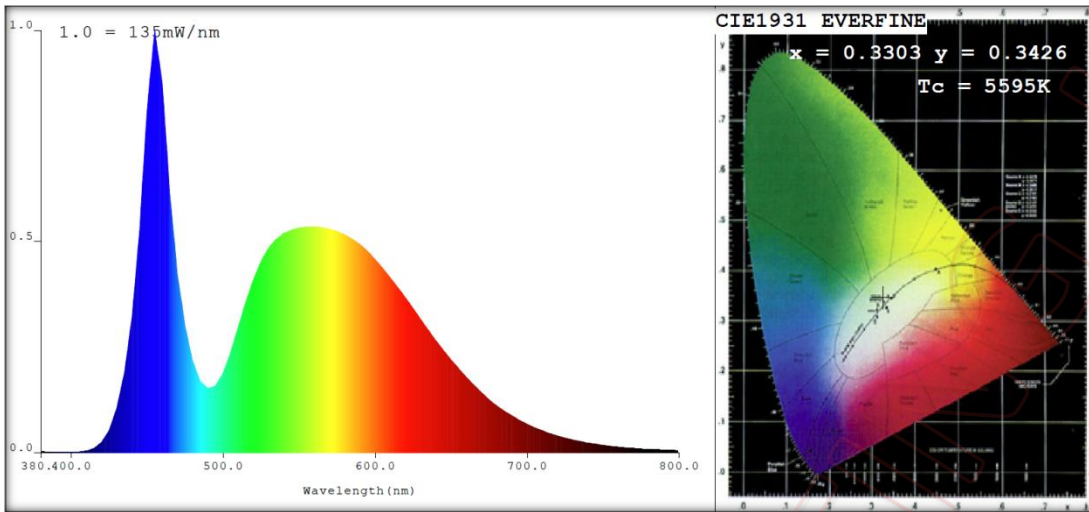


Model	Product	Size	Power	Flux	Equivalent
HBL-100W-55K-E39-60d	Slim High-Bay LED Lamp 100W 55K E39 277V 60°	(Ø 11" dia.) L 7½" (MOL)	100W Max	12,000 Lumen	400W MH Lamp


- 120-277Vac ~50/60Hz • PF > 0.9 • THD < 20% • Mogul (E39/E40) Lamp Base •
- 120 lm/W • CRI 75 • CCT 3,000K or 5,500K ±10% • (*) Rated Life 50,000 Hrs. (L₇₀ B₅₀) at T_[A] 25°C Max. •



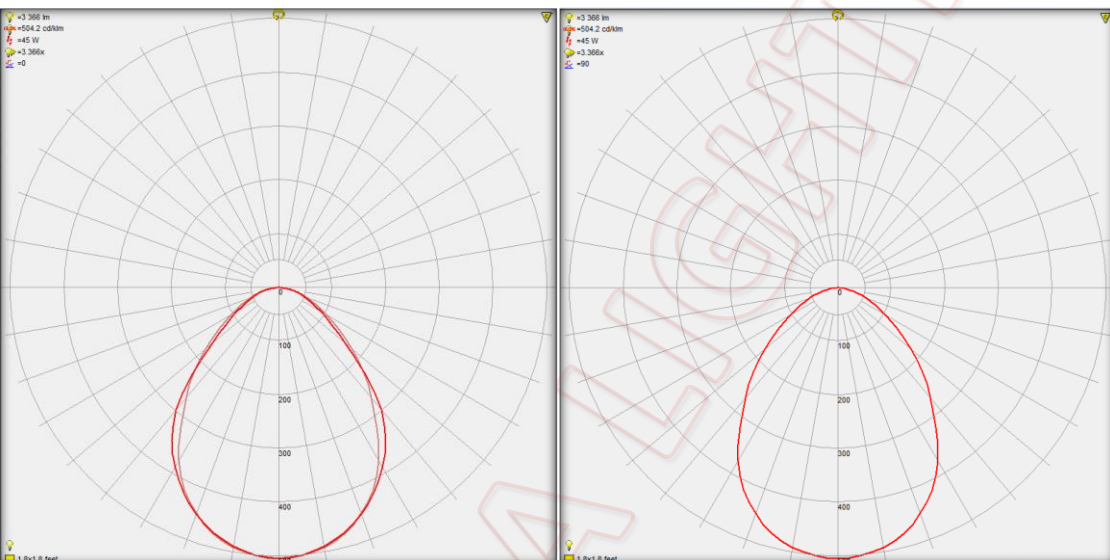
100W High-Bay LED Lamp



Light & Bright



Size / Dimensions
 Ø 9½" (dia.)
 L 7¼" (MOL)



Model	Product	Power	Equivalent
HBL-100W-zzK-E39-60d	High-Bay LED Lamp 100W 60°	100W	400W MH &/or HPS Lamp
Input Voltage	Power/Power Factor	Efficacy	Flux
120-277Vac ~50/60Hz	100W Max. P.F. ≈ 0.97	~120 lm/W	12,000 Lumen
Color Rendering	Color Temperature	Beam Angle	Life
CRI ÷ 75~80	3000K, 4000K, 5500K CCT ±10%	60°-90° Option	5-Years / 50,000 Hours (L ₇₀ B ₅₀) T _[A] 25°C Max.