



# 120W Slim Hi-Bay LED Lamp

## Features & Benefits:

- Great Energy Savings !
- Directive 60°/90° Beam Angle
- 5-Years | 50,000 Hours Warranty (\*)
- High Power Factor – UL Listed Driver
- Bright – High CRI – High Lumen Output
- Built-in Surge Suppressors & Protection
- CCT 5,500K ideal for MH Lamps Replacement

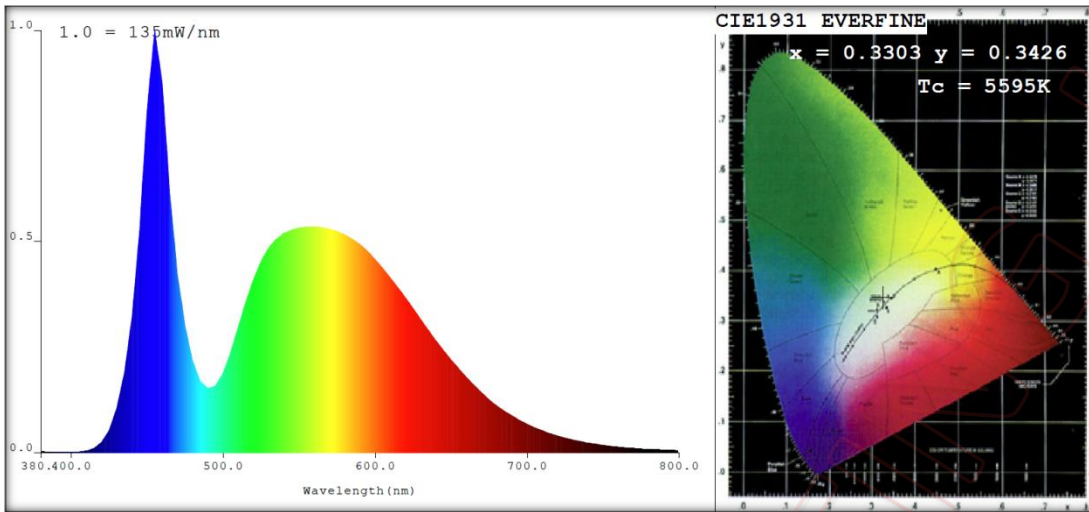


Model	Product	Size	Power	Flux	Equivalent
HBL-120W-55K-E39-60d	Slim High-Bay LED Lamp 120W 55K E39 277V 60°	(Ø 11" (dia.)  L 7½" (MOL)	120W Max	14,400 Lumen	600W MH Lamp


- 120-277Vac ~50/60Hz • PF > 0.9 • THD < 20% • Mogul (E39/E40) Lamp Base •
- 120 lm/W • CRI 75 • CCT 3,000K or 5,500K ±10% • (\*) Rated Life 50,000 Hrs. (L<sub>70</sub> B<sub>50</sub>) at T<sub>[A]</sub> 25°C Max. •



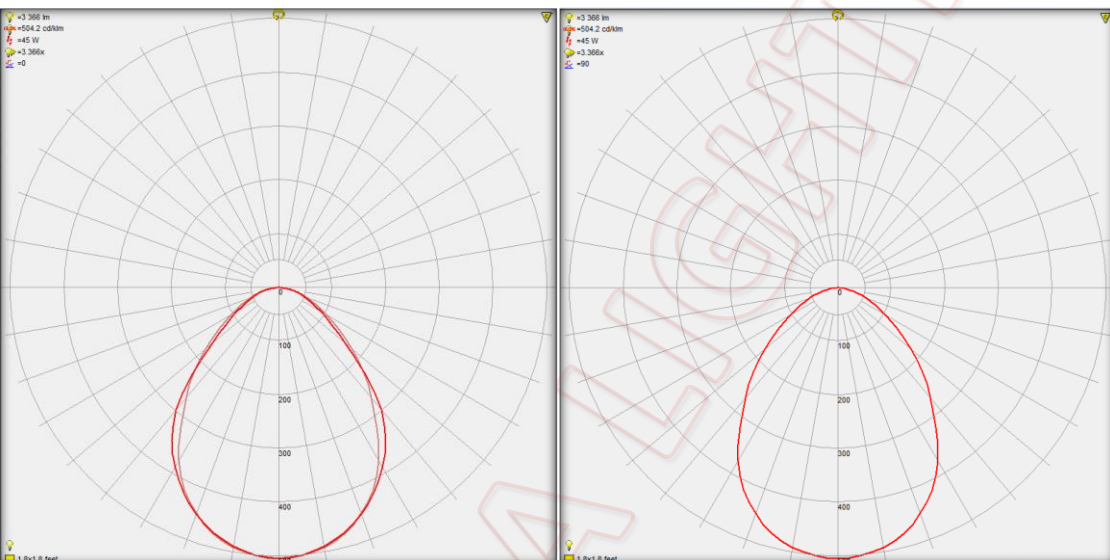
# 120W High-Bay LED Lamp



**Light & Bright**



**Size / Dimensions**  
**Ø 11" (dia.)**  
**L 7½" (MOL)**



Model	Product	Power	Equivalent
HBL-120W-zzK-E39-60d	High-Bay LED Lamp 120W 60°	120W	600W MH &/or HPS Lamp
Input Voltage	Power/Power Factor	Efficacy	Flux
120-277Vac ~50/60Hz	120W Max. P.F. ≈ 0.97	~120 lm/W	14,400 Lumen
Color Rendering	Color Temperature	Beam Angle	Life
CRI ÷ 75~80	3000K, 4000K, 5500K CCT ±10%	60°-90° Option	5-Years / 50,000 Hours (L <sub>70</sub> B <sub>50</sub> ) T <sub>[A]</sub> 25°C Max.